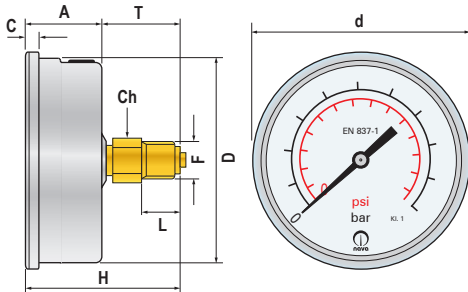
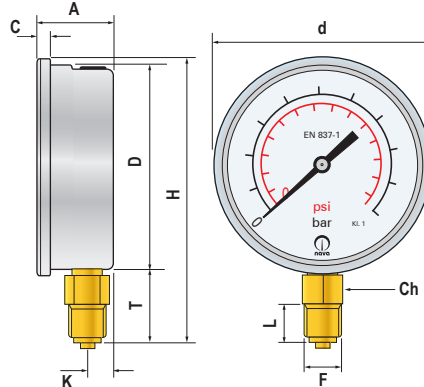


**AISI 304 stainless steel case pressure gauges with or without liquid filling**, parts in contact with the process in brass material, sensing element Bourdon tube, suitable for applications on plant or machinery with pulsating pressures and mechanical vibrations, power plants, plumbing fixtures, pumps, pressure washers, presses, compressors, refrigeration plants. Must be used with non aggressive fluids or gases to the copper alloy.

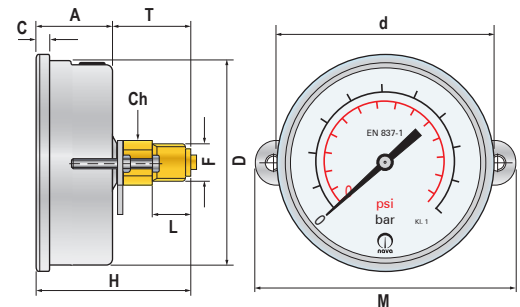
### P-Type stem mounted, back connection



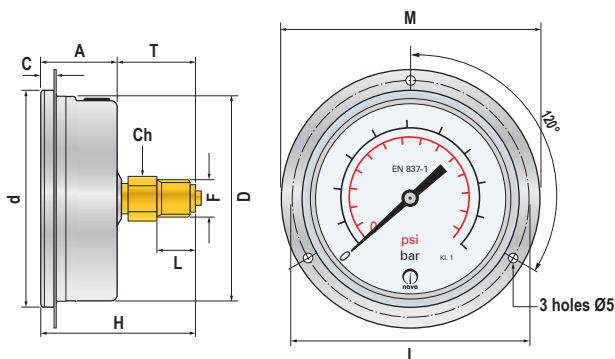
### R-Type stem mounted, bottom connection



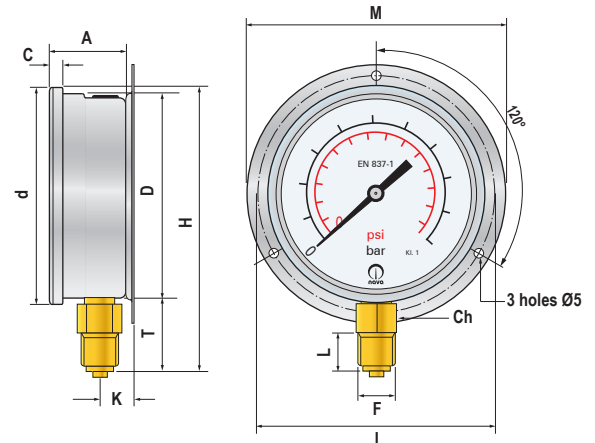
### S-Type panel mounting with clamp, back connection



### F-Type panel mounting with front flange, back connection



### E-Type wall mounting with back flange, bottom connection



| Dimensions: mm | A  | C   | D  | d    | F                         | H         | I  | K  | L       | M     | T           | Ch | Weight * |
|----------------|----|-----|----|------|---------------------------|-----------|----|----|---------|-------|-------------|----|----------|
| P-Type         | 30 | 6,5 | 79 | 86,5 | 1/8, 1/4 BSP - BSPT - NPT | 53 ± 58   |    |    | 10 ± 13 |       | 23,5 ± 27,5 | 14 | ~ 300 g  |
| R-Type         | 30 | 6,5 | 79 | 86,5 | 1/8, 1/4 BSP - BSPT - NPT | 104 ± 109 |    | 10 | 10 ± 13 |       | 21,5 ± 25,5 | 14 | ~ 310 g  |
| S-Type         | 30 | 6,5 | 79 | 86,5 | 1/8, 1/4 BSP - BSPT - NPT | 53 ± 58   |    |    | 10 ± 13 | 100,5 | 23,5 ± 27,5 | 14 |          |
| F-Type         | 30 | 6,5 | 79 | 86,5 | 1/8, 1/4 BSP - BSPT - NPT | 53 ± 58   | 95 |    | 10 ± 13 | 110   | 23,5 ± 27,5 | 14 |          |
| E-Type         | 30 | 6,5 | 79 | 86,5 | 1/8, 1/4 BSP - BSPT - NPT | 104 ± 109 | 95 | 10 | 10 ± 13 | 110   | 21,5 ± 25,5 | 14 | ~ 380 g  |

\* : weight refers to the glycerine filled pressure gauge.

### Technical features

**Reference standard:** EN 837-1.

**Safety code:** S1 according to EN 837-1.

**Pressure ranges:** From -1 to 600 bar.

**Accuracy:** Kl 1,6% according to EN 837-1.

**Ambient temperature:** -25 ...+65 °C (-40... +65 °C with silicone oil).

**Working medium temperature:** max. +65 °C.

**Thermal effect:** When working temperature deviates from reference temperature (+ 20 °C): max ± 0,4 % / 10K of end-of-scale value.

**Working pressure:**  
Steady: 3/4 full scale value.  
Fluctuating: 2/3 full scale value.  
Short time: full scale value.

**Weather protection:** IP 65 (according to EN 60 529 / IEC 529).

### Design features

**Process connection:** Cu alloy with HP internal restrictor Ø 0.7 mm.

**Cu alloy Bourdon tube:** C-type < 60 bar;  
helical-type ≥ 60 bar.

**Case / Ring:** AISI 304 stainless steel.

**Window:** Plastic material SAN.

**Movement:** Cu alloy.

**Dial:** Aluminium white with standard black / red lettering.

**Pointer:** Aluminium / PA66 30%GF, black.

**Liquid filling:** Glycerine 30 Be - 99,5%

### Opzioni

- Accuracy class 1%.
- Average working temperature increased till 100 °C with special soft soldering. (only execution without liquid filling)
- Silicone oil filling.
- Internal pressure restrictor.
- Threads on request available.

### Ordering Informations:

Type / Nominal Diameter / Pressure Range / Connection Type / Options

Modifications may take place and materials specified may be replaced by others without prior notice. Specifications and dimensions given in this leaflet represent the state of engineering at the time of printing.

**AZIENDA CON SISTEMA  
DI GESTIONE QUALITA'  
CERTIFICATO DA DNV GL  
= ISO 9001 =**



Nava s.a.s. di Nava M. & C.  
Via Trieste, 10  
22037 Pontelambro (Como)  
tel. 031/620610  
fax 031/621572  
www.nava.it  
E-Mail: info@nava.it